

Fire-Rated Security

ACCESS DOOR

The insulated Fire-Rated Security Access Door is constructed of heavy-duty materials to prevent unwanted access through openings in fire-rated walls.

FEATURES

FIRE-RATED Independently tested and labeled for 1-1/2 hours for wall applications.

SELF-CLOSING This door is designed with a spring for secure self-closing wall applications.

CUSTOM SIZES Custom sizes are available from 6 inches by 6 inches to 24 inches by 72 inches or 48 inches by 48 inches.



DETAILS

DOOR

- Outer Door: 14 gauge Steel
- Inner Door: 20 gauge Steel

FRAME 16 gauge Steel

SIZE

- Min: 12 inches by 12 inches
- BST Max: 24 inches by 72 inches or 48 inches by 48 inches
- BSW/BSP Max: 36 inches by 48 inches

INSTALLATION Wall

FLANGE Exposed, Drywall Bead or Plaster Bead

HINGE

- BST: Flush Continuous Piano
- BSW/BSP: Concealed Pin

FINISH White Powder Coat

INSULATION 2 inch thick Fire-Rated Mineral Wool

CERTIFICATION UL listed "B" label for 1-1/2 hours

ORDER GUIDE

BASE	FLANGE	LATCH	WIDTH	X	LENGTH	OPTIONS
BS				X		
	T 1 inch Flange W Drywall Bead P Plaster Bead	K Knurled Latch/Key Operated Latch Bolt M Mortise Lock (1-1/8") Prep	Standard Sizes (W x L) 12" x 12" 22" x 30" 24" x 40" 16" x 16" 24" x 24" 24" x 48" 18" x 18" 24" x 36"			B Galvannealed G Gasketing M Masonry Anchors S Stainless Steel, Type 304

Rough opening is door size + 1/4 inch minimum. Additional sizes available, call for more information.

MATERIALS




White
Powder Coat


FLANGES



1 inch Flange



Drywall Bead




Plaster Bead

LATCHES



Knurled
Knob



Mortise
Lock Prep

