

ENTRANCE GRATE - Activ-Grate™ EG400 Series with EFRT4 Frame - Aluminum Grate with Recessed Threshold Frame

SPECIFICATIONS:

Aluminum Roll-Up Entrance Grate with LDPE Hinges
 Material: 6063-T6 extruded aluminum alloy tread rails and frames.

Depth: 1/2" (12.7 mm).

Frame Width: 1-1/8" (28.6mm)

Standard Finish: Mill.

Tread Spacing: 1-1/2" (38.1 mm) on center with 8 treads per foot in the direction of travel.

Spacing Between Rails: Heelproof spacing of 5/32".

Rolling Wheel Load Rating: 750 lbs

NOTE:

Verify traffic direction - traffic to run perpendicular to rails.

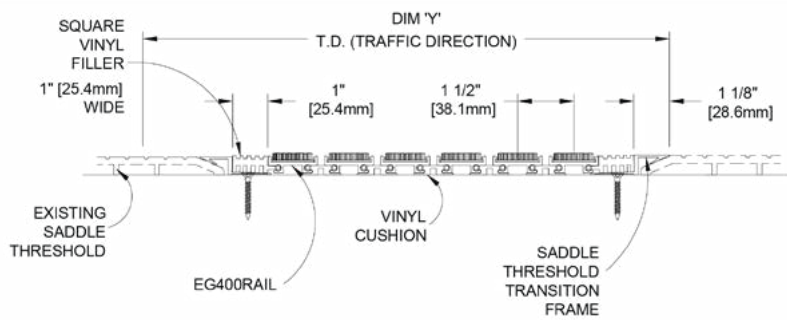
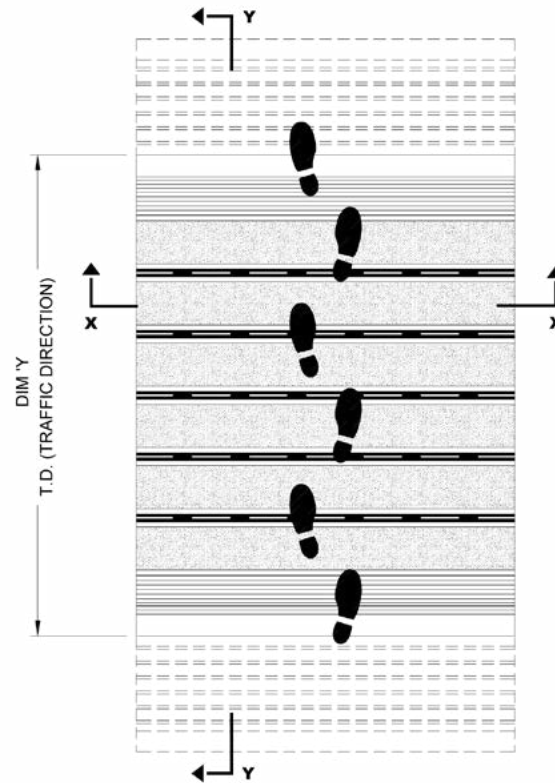
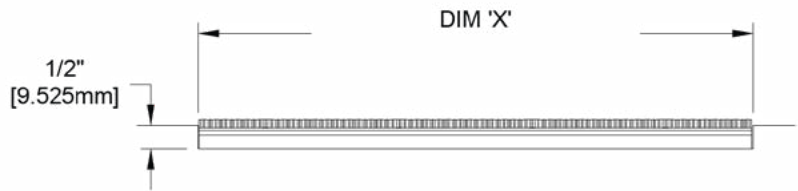
Maximum single section size not to exceed 12'-0" (3.66m) in width (dim "x") or 100 sq. ft.

If multiple sections, verify sectioning does not occur in traffic path.

Vinyl filler to be trimmed in field for tight fit.

Mat dimensions allow for clearance between mat section(s) and frame(s) in width (dim "x").

Additional product information including installation instructions may be found on our website.



ACTIV-GRATE 400 SERIES INSERTS



QTY	LOCATION	DIMENSION "X" <small>Width</small>	DIMENSION "Y" <small>Length</small>	FINISH	TREAD OPTIONS	TREAD COLOR	NOTES



9702 Newton Ave S. Bloomington, MN 55431 | Many Locations Nationwide

Distributed by
 www.Ameraproducts.com
 Phone: (800) 608-6568
 Fax: (409) 840-5545
 info@ameraproducts.com

Distributor:

Project:

Contractor:

Approved By:

Date:

Architect:

Scale: N/A

Pages: 1 of 1

Item #: